


intrimTM

ARCHITECTURAL MOULDINGS & PROFILES

CONTEMPORARY ■ COLONIAL ■ HERITAGE ■ FEDERATION



Your Architectural Trim Specialist



intrim[™]
MOULDINGS

Aged Care Facility
Rose Bay, NSW

intrim™

ARCHITECTURAL MOULDINGS & PROFILES **FULL SIZE SHADOW BOOK**

EVERY STYLE TO SUIT YOUR PROJECT



*WE CAN ALSO MATCH
EXISTING AND NEW CUSTOM PROFILES*

Architraves & Skirtings - 12mm	Page 9
Architraves & Skirtings - 18mm	Page 10-22
Architraves & Skirtings - 25mm	Page 23-27
Architraves & Skirtings - 32mm	Page 28-29
Bump Rails	Page 44
Chair Rails	Page 31-32
Cornice Moulds	Page 34
Dado Rails	Page 31-32
Dowel/Dowel Handrail	Page 39-40
Handrail Profiles	Page 41-43
Information	Page 3
Inlay/Panel Mould	Page 36
Lining Boards	Page 35
Nosings & Sills	Page 33
Picture Rails	Page 30
Quad, Ovolo, Scotia	Page 37
Quick Reference Sheets	Page 4-8
Rosettes, Corner Blocks	Page 38
Stair Treads	Page 45

Intrim Architectural Mouldings & Profiles, a division of the **TMP Group**, is committed to producing quality mouldings for small to large projects of distinction. Should your project be of contemporary, colonial, modern or traditional heritage design, you can rest assured that Intrim has a profile to suit your requirements.

Intrim has evolved to service a wide range of clients and their needs. Whether it be a residential, commercial or heritage application, we realise and understand that you deserve to have the opportunity to share our teams experience to achieve the results you want.

SELECTING YOUR MOULDINGS

The following pages show a large variety of profiles with a quick reference to efficiently guide you to a scale drawing of your desired profile. Our team is committed to providing you with unparalleled service and advice on your requirements to make the creation of your project a reality. Having invaluable knowledge of our products means we are always on hand to listen and manage your enquiry from beginning to end.

MATCHING EXISTING OR CUSTOM MOULDINGS

If you are unable to find the profile to suit your requirements or wish to match an existing profile, simply provide an outline of the profile and our team will complete a shop drawing for you to approve prior to proceeding with the manufacture of your custom profile.

MATERIALS & LENGTHS AVAILABLE

Intrim Mouldings are available in many timber species and stocked in materials that are most commonly used. Throughout the Profile Booklet some Profiles have been marked with "a symbol (eg ▲)" this indicates the type(s) of timber (eg MDF) stocked in this profile.

- ▲ **MDF-MR (MOISTURE RESISTANT MEDIUM DENSITY FIBREBOARD)**
A cost effective material for an excellent paint finish. Only available in 5.4m lengths.
- **F.J. PINE (FINGER JOINTED PINE)**
Also excellent for paint finish. Can be stained and/or lacquered featuring joint marks. Only available in 5.4m lengths.
- **MERANTI/PACIFIC MAPLE**
Mainly used for a clear or stained lacquered finish.
Random lengths only. If set lengths are required – a surcharge applies.
- ◆ **VICTORIAN ASH/TASMANIAN OAK**
Hardwood used for paint, clear or stained and/or lacquered finish.
Random lengths only. Set lengths are required – a surcharge applies.
- ▀ **WRC (WESTERN RED CEDAR)**
Used externally and internally. Desired for its natural timber beauty.
Random lengths only. If set lengths are required – a surcharge applies.
- ◆ **CLEAR PINE**
No knots or defects seen on display faces. Cost effective for stained and lacquered finish.
Random lengths only. If set lengths are required – a surcharge applies.

OTHER TIMBERS

Other species/varieties of timber available on request

NOTE: All raw materials may have natural colour variations due to nature of timber species.

SIZES

Note: Sizes in profile book are for MDF

Finished sizes for other timbers may vary +/- 1 - 5 mm.

SAMPLES

We have a large range of samples available. Phone our sales team today to experience our efficient sample service.

DISTRIBUTION

Our manufacturing and warehousing facility is located in Picton, in close proximity to Sydney and surrounding suburbs and is well positioned to service Australia wide.

CARING FOR OUR ENVIRONMENT

Intrim is committed to providing products that are sourced from renewable sources. We have implemented Green initiatives in a number of our systems including the recycling and reuse of our timber waste for numerous applications.



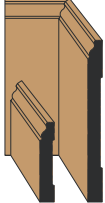
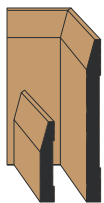

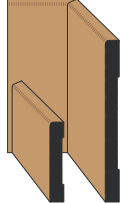


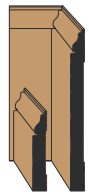



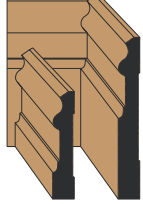



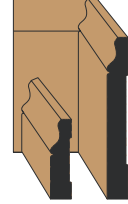


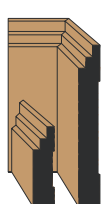


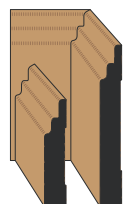

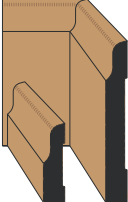



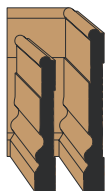
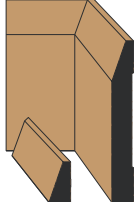
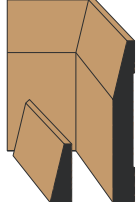
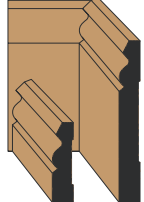
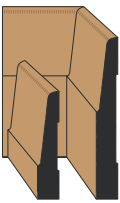

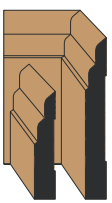



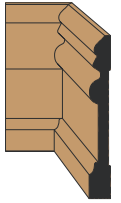

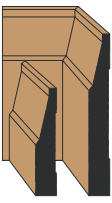
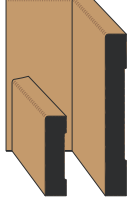



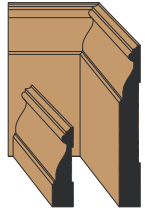
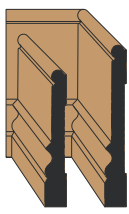
OUR MISSION

To exceed our customers' expectations in quality, service and innovation through continuous improvement and customer interaction

YOUR VISION. OUR FUTURE

QUICK REFERENCE GUIDE

FOR FULL SCALE PROFILE, SEE PAGE NUMBER SHOWN UNDER PROFILE

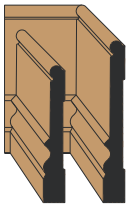
								
SK 01 Page 9	SK 02 Page 9	SK 03 Page 9	SK 04 Page 9	SK 05 Page 9	SK 06 Page 9	SK 07 Page 9	SK 08 Page 9	SK 09 Page 9
								
SK 21 Page 10	SK 22 Page 10	SK 23 Page 10	SK 24 Page 10	SK 25 Page 10	SK 26A Page 10	SK 26B Page 10	SK 27 Page 11	
								
SK 28 Page 11	SK 29 Page 11	SK 30 Page 11	SK 31 Page 11	SK 32 Page 11	SK 33 Page 11	SK 34 Page 12	SK 35 Page 12	
								
SK 36 Page 12	SK 37 Page 12	SK 38 Page 12	SK 39A Page 12	SK 39B Page 12	SK 40A Page 13	SK 40B Page 13	SK 41 Page 13	
								
SK 42 Page 13	SK 43 Page 13	SK 44 Page 13	SK 45 Page 13	SK 46 Page 14	SK 47 Page 14	SK 48 Page 14	SK 49 Page 14	
								
SK 50 Page 14	SK 51 Page 14	SK 52 Page 14	SK 53 Page 15	SK 54 Page 15	SK 55 Page 15	SK 56 Page 15	SK 57A Page 15	

QUICK REFERENCE GUIDE

QUICK REFERENCE GUIDE

FOR FULL SCALE PROFILE, SEE PAGE NUMBER SHOWN UNDER PROFILE

QUICK REFERENCE GUIDE



SK 57B
Page 15



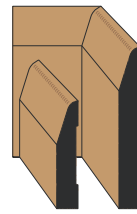
SK 58
Page 15



SK 59
Page 16



SK 60
Page 16



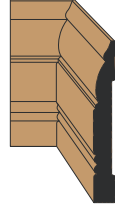
SK 61
Page 16



SK 62
Page 16



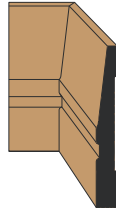
SK 63
Page 16



SK 64
Page 16



SK 65
Page 16



SK 66
Page 17



SK 67
Page 17



SK 68 A
Page 17




SK 68 B
Page 17



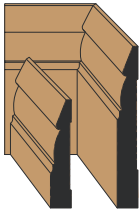
SK 69
Page 17



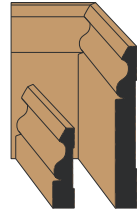
SK 70
Page 17



SK 71
Page 17



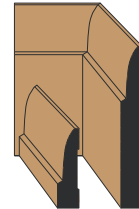
SK 72
Page 18



SK 73
Page 18



SK 74
Page 18



SK 75
Page 18



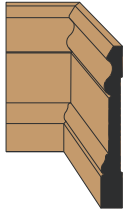
SK 76
Page 18



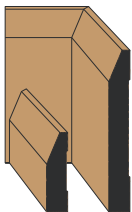
SK 77
Page 18



SK 78
Page 18



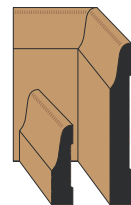
SK 79
Page 19



SK 80
Page 19



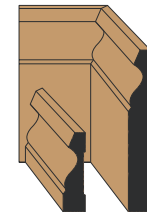
SK 81
Page 19



SK 82
Page 19



SK 83
Page 19



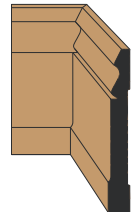
SK 84
Page 19



SK 85
Page 19



SK 86
Page 20



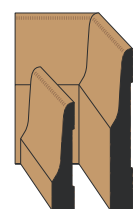
SK 87
Page 20



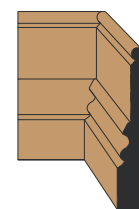
SK 88
Page 20



SK 89
Page 20



SK 90
Page 20



SK 91
Page 20



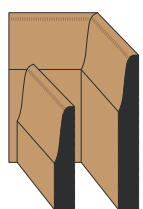
SK 92
Page 20



SK 93
Page 21



SK 94
Page 21



SK 95
Page 21



SK 96
Page 21



SK 97
Page 21



SK 98
Page 21



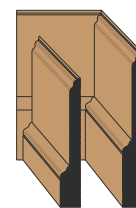
SK 99
Page 21




SK 100
Page 22



SK 300
Page 22



SK 301
Page 22



SK 302
Page 22

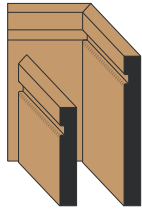
QUICK REFERENCE GUIDE

FOR FULL SCALE PROFILE, SEE PAGE NUMBER SHOWN UNDER PROFILE

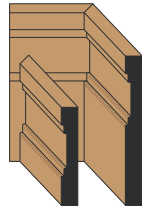
QUICK REFERENCE GUIDE



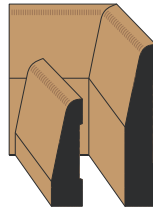
SK342
Page 22



SK384
Page 22



SK391
Page 22



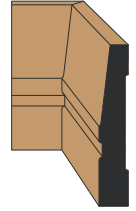
SK101
Page 23



SK102
Page 23



SK103
Page 23



SK104
Page 23



SK105A
Page 23



SK105B
Page 23



SK106
Page 24



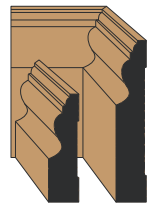
SK107
Page 24



SK108
Page 24



SK109
Page 24



SK110
Page 24



SK111
Page 24



SK112
Page 25



SK113
Page 25



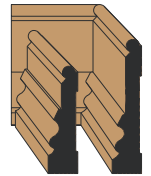
SK114
Page 25



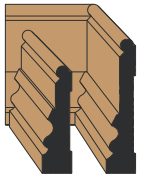
SK115
Page 25



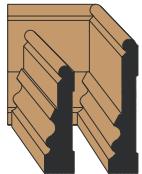
SK116
Page 25



SK117A
Page 25



SK117B
Page 26



SK117C
Page 26



SK118
Page 26



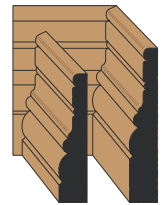
SK119
Page 26



SK120
Page 26



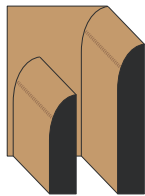
SK121
Page 26



SK122
Page 27



SK123
Page 27



SK501
Page 27



SK502
Page 27



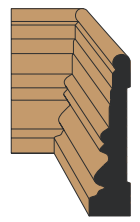
SK540
Page 27



SK140
Page 28



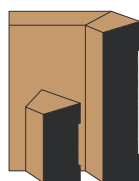
SK141
Page 28



SK142
Page 28



SK143
Page 28



SK144
Page 28




SK145
Page 29



SK162
Page 29



SK146
Page 29



SK166
Page 29

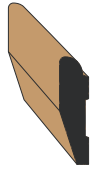
QUICK REFERENCE GUIDE

FOR FULL SCALE PROFILE, SEE PAGE NUMBER SHOWN UNDER PROFILE

QUICK REFERENCE GUIDE



PR 01
Page 30



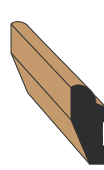
PR 02
Page 30



PR 03
Page 30



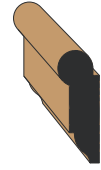
PR 04
Page 30



PR 05
Page 30



PR 06
Page 30




PR 07
Page 30



PR 08
Page 30



PR 09
Page 30



PR 11
Page 30



PR 22
Page 30



CR 01
Page 31



CR 02
Page 31



CR 03
Page 31



CR 04
Page 31



CR 05
Page 31



CR 06
Page 31



CR 07
Page 31



CR 08
Page 31



CR 09
Page 31



CR 10
Page 31



CR 11
Page 31



CR 12
Page 31



CR 13
Page 32



CR 14
Page 32



CR 15
Page 32



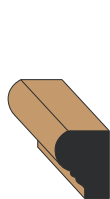
CR 16
Page 32




CR 17
Page 32



CR 18
Page 32



CR 19
Page 32



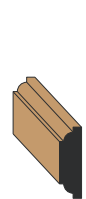
CR 20
Page 32



CR 22
Page 32



CR 25
Page 32




CR 38
Page 32



SN 01
18mm
Page 33



SN 02
25mm
Page 33



SN 03
32mm
Page 33



SN 04
32mm
Page 33



SN 05
18mm
Page 33



LB 01
Page 35



LB 02
Page 35



LB 03
Page 35



IN 01
Page 36



IN 02
Page 36



IN 03
Page 36



IN 04
Page 36



IN 12
Page 36



IN 13
Page 36



IN 14
Page 36



IN 15
Page 36



IN 16
Page 36



IN 17
Page 36



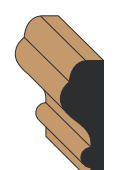
IN 19
Page 36



IN 21
Page 36



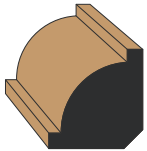
IN 22
Page 36



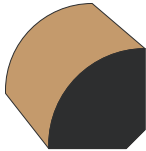
IN 23
Page 36

QUICK REFERENCE GUIDE

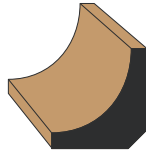
FOR FULL SCALE PROFILE, SEE PAGE NUMBER SHOWN UNDER PROFILE



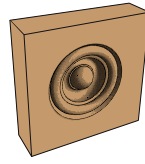
OVOLO
Page 37




QUAD
Page 37



SCOTIA
Page 37



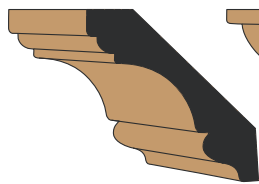
ROSETTE
Page 38



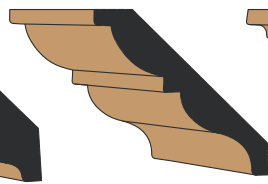
PYRAMID
Page 38



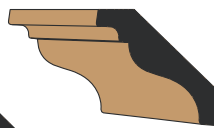
DOWEL/HANDRAILS
Pages 39-40



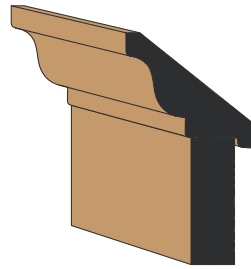
CM 01
Page 34



CM 02
Page 34



CM 03 - 79
Page 34



**CROWN MOULD
CM 04**
Page 34

HANDRAILS & INFILL MOULD



IHR 01
Page 41



IHR 02
Page 41



IHR 03
Page 41



IHR 04
Page 41



IHR 07
Page 41



IHR 08
Page 42



IHR 09
Page 42



IHR 10
Page 42



IHR 11
Page 42



IHR 12
Page 43



IHR 13
Page 43



IHR 14
Page 43

BUMP RAILS



BR 01
Page 44



BR 02
Page 44



BR 03
Page 44

STAIR TREADS



ST 01
Page 45



ST 02
Page 45



ST 03
Page 45



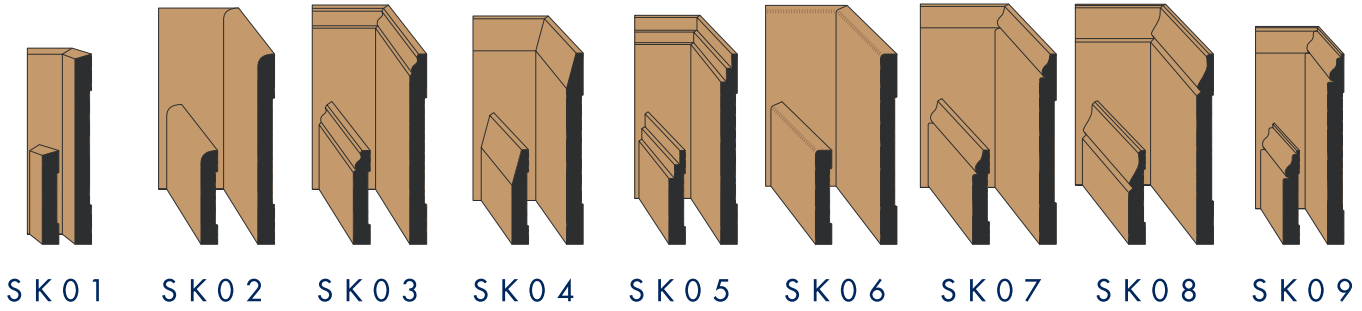
ST 04
Page 45

intrim™ ARCHITECTURAL MOULDINGS & PROFILES

SKIRTING & ARCHITRAVES

SK01 - SK09


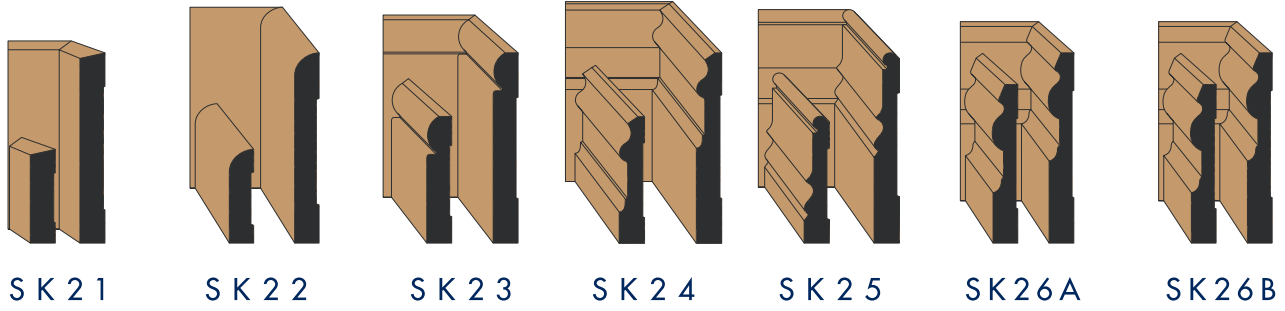
12mm THICK



Profile	Material	42	67	92	117	140	190
SK01	▲ MDF-MR	42	67	92	117	140	190*
SK02	● F.J. PINE	42	67	92	117	140	190*
SK03	■ MERANTI/MAPLE	42	67	92	117	140	190*
SK04	◆ VIC ASH/TAS OAK	42	67	92	117	140	190*
SK05	■ MERANTI/MAPLE	42	67	92	117	140	190*
SK06	■ MERANTI/MAPLE	42	67	92	117	140	190*
SK07	■ MERANTI/MAPLE	42	67	92	117	140	190*
SK08	■ MERANTI/MAPLE	42	67	92	117	140	190*
SK09	■ MERANTI/MAPLE	42	67	92	117	140	190*

▲ MDF-MR ● F.J. PINE ■ MERANTI/MAPLE ◆ VIC ASH/TAS OAK ■ WR CEDAR ● CLEAR PINE

All profiles are full scale 12mm thick by widths shown *Also available in 240mm and 290mm wide
 Profiles marked with symbols are stocked in this material (eg. ▲ MDF) - more details refer to page 3 Materials & Lengths available



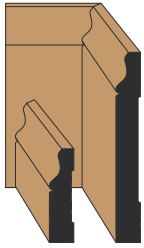
SKIRTING & ARCHITRAVES SK 21 - SK 26 18mm THICK

All profiles are full scale 18mm thick by widths shown *Also available in 240mm and 290mm wide
 Profiles marked with symbols are stocked in this material (eg. ▲ MDF) - more details refer to page 3 Materials & Lengths available

SKIRTING & ARCHITRAVES

SK 27 - SK 33

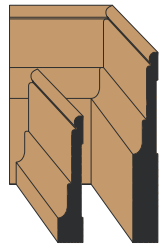
18mm THICK



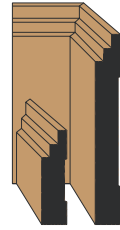
SK 27



SK 28



SK 29



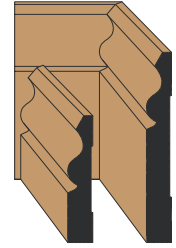
SK 30



SK 31



SK 32




SK 33



- ▲ MDF-MR
- F.J. PINE
- MERANTI/MAPLE
- ◆ VIC ASH/TAS OAK
- ▣ WR CEDAR
- ◆ CLEAR PINE

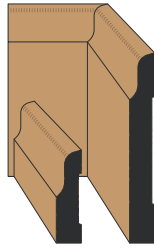
All profiles are full scale 18mm thick by widths shown *Also available in 240mm and 290mm wide
 Profiles marked with symbols are stocked in this material (eg. ▲ MDF) - more details refer to page 3 Materials & Lengths available



SK 34



SK 35



SK 36



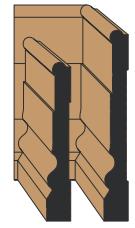
SK 37




SK 38



SK 39A



SK 39B



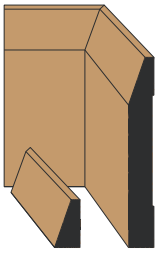
SKIRTING & ARCHITRAVES
SK 39 - 433
THICK 18 mm

All profiles are full scale 18mm thick by widths shown *Also available in 240mm and 290mm wide
Profiles marked with symbols are stocked in this material (eg. ▲ MDF) - more details refer to page 3 Materials & Lengths available

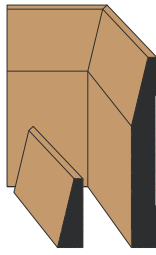
SKIRTING & ARCHITRAVES

SK 40 - SK 45

18mm THICK



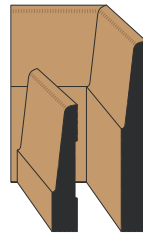
SK 40A



SK 40B



SK 41



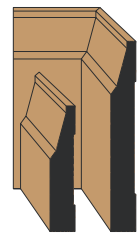
SK 42



SK 43



SK 44



SK 45



▲ MDF-MR ● F.J. PINE ■ MERANTI/MAPLE ◆ VIC ASH/TAS OAK ▮ WR CEDAR ● CLEAR PINE

All profiles are full scale 18mm thick by widths shown *Also available in 240mm and 290mm wide

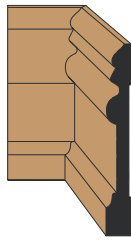
Profiles marked with symbols are stocked in this material (eg. ▲ MDF) - more details refer to page 3 Materials & Lengths available



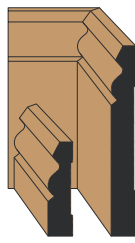
SK 46



SK 47



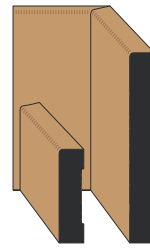
SK 48



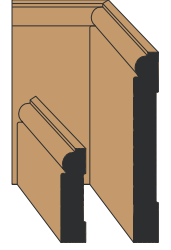
SK 49




SK 50



SK 51



SK 52



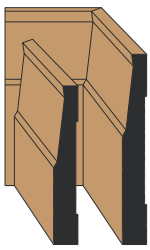
18 mm THICK SKIRTING & ARCHITRAVES SK52 - 94 SK

All profiles are full scale 18mm thick by widths shown *Also available in 240mm and 290mm wide
 Profiles marked with symbols are stocked in this material (eg. ▲ MDF) - more details refer to page 3 Materials & Lengths available

SKIRTING & ARCHITRAVES

SK 53 - SK 58

18mm THICK



SK 53



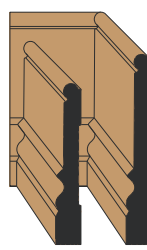
SK 54



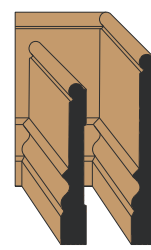
SK 55



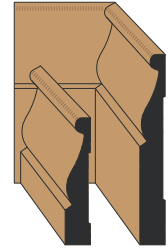
SK 56



SK 57A



SK 57B

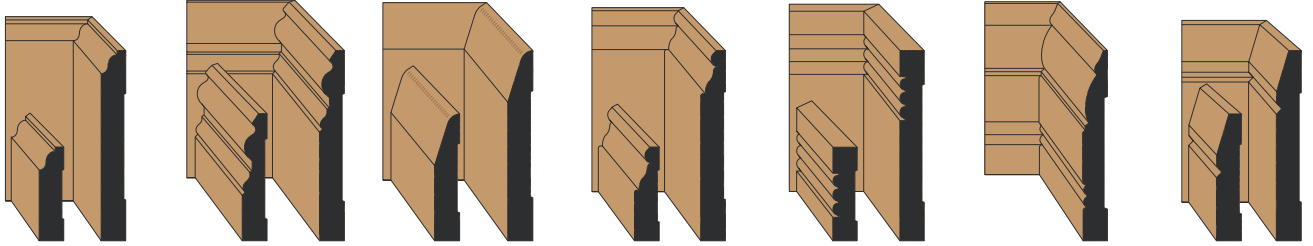


SK 58



- ▲ MDF-MR
- F.J. PINE
- MERANTI/MAPLE
- ◆ VIC ASH/TAS OAK
- ▣ WR CEDAR
- ◆ CLEAR PINE

All profiles are full scale 18mm thick by widths shown *Also available in 240mm and 290mm wide
 Profiles marked with symbols are stocked in this material (eg. ▲ MDF) - more details refer to page 3 Materials & Lengths available



SK 59

SK 60


SK 61

SK 62

SK 63

SK 64

SK 65



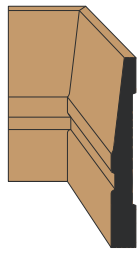
SKIRTING & ARCHITRAVES SK 99 S - SK 65 KCHIT 18 m

All profiles are full scale 18mm thick by widths shown *Also available in 240mm and 290mm wide
 Profiles marked with symbols are stocked in this material (eg. ▲ MDF) - more details refer to page 3 Materials & Lengths available

SKIRTING & ARCHITRAVES

SK 66 - SK 71

18mm THICK



SK 66



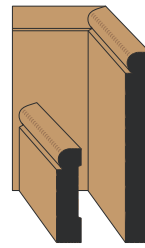
SK 67



SK 68 A



SK 68 B



SK 69



SK 70



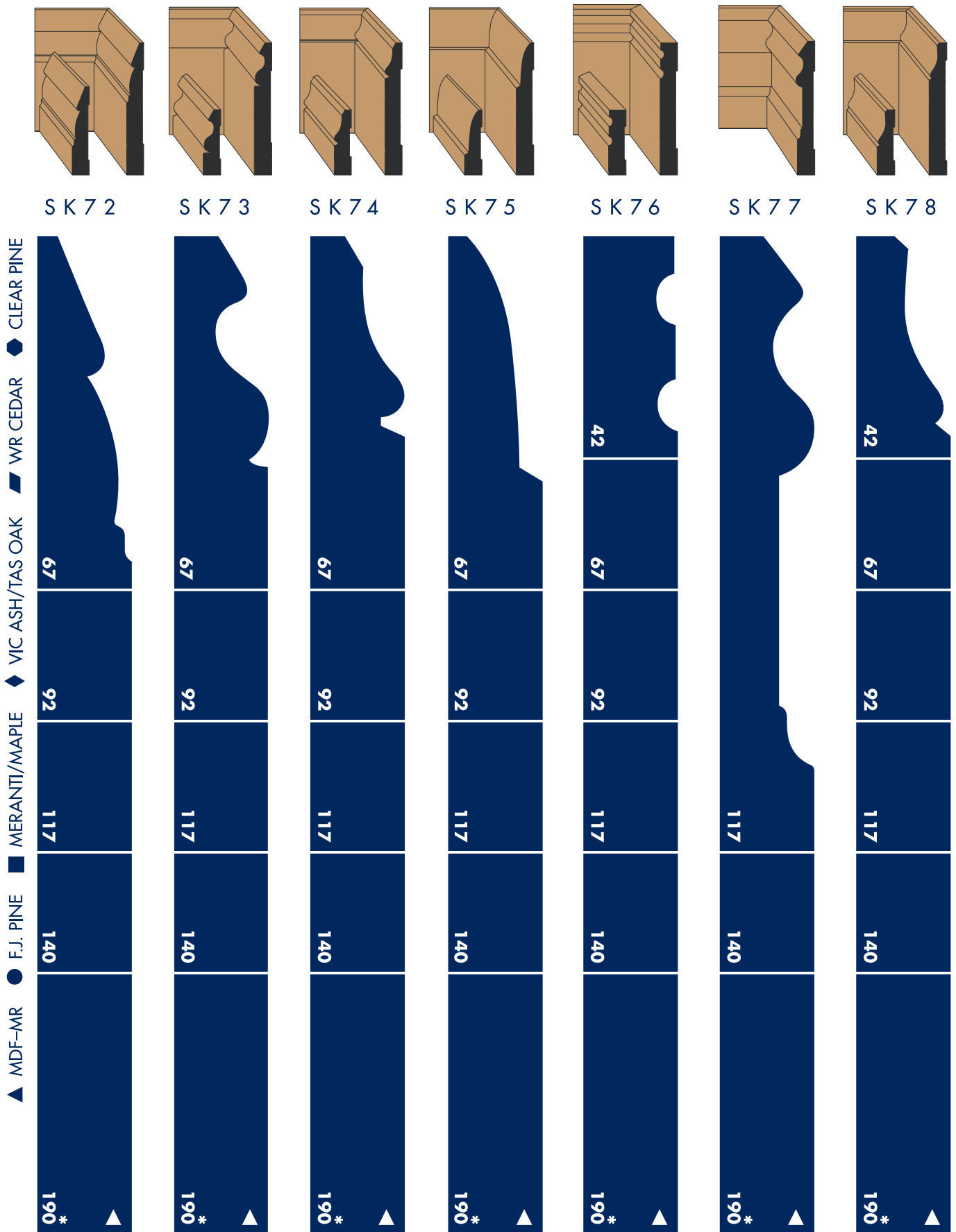
SK 71



- ▲ MDF-MR
- F.J. PINE
- MERANTI/MAPLE
- ◆ VIC ASH/TAS OAK
- ▣ WR CEDAR
- ◆ CLEAR PINE

All profiles are full scale 18mm thick by widths shown *Also available in 240mm and 290mm wide

Profiles marked with symbols are stocked in this material (eg. ▲ MDF) - more details refer to page 3 Materials & Lengths available

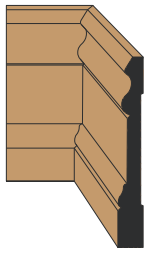


All profiles are full scale 18mm thick by widths shown *Also available in 240mm and 290mm wide
 Profiles marked with symbols are stocked in this material (eg. ▲ MDF) - more details refer to page 3 Materials & Lengths available

SKIRTING & ARCHITRAVES

SK 79 - SK 85

18mm THICK



SK 79



SK 80



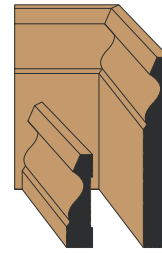
SK 81



SK 82



SK 83



SK 84



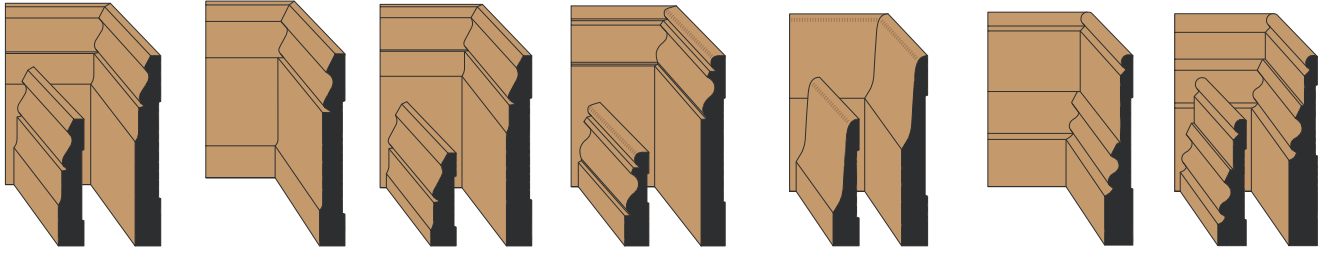
SK 85



- ▲ MDF-MR
- F.J. PINE
- MERANTI/MAPLE
- ◆ VIC ASH/TAS OAK
- ▣ WR CEDAR
- ◆ CLEAR PINE

All profiles are full scale 18mm thick by widths shown *Also available in 240mm and 290mm wide

Profiles marked with symbols are stocked in this material (eg. ▲ MDF) - more details refer to page 3 Materials & Lengths available



SK 86

SK 87

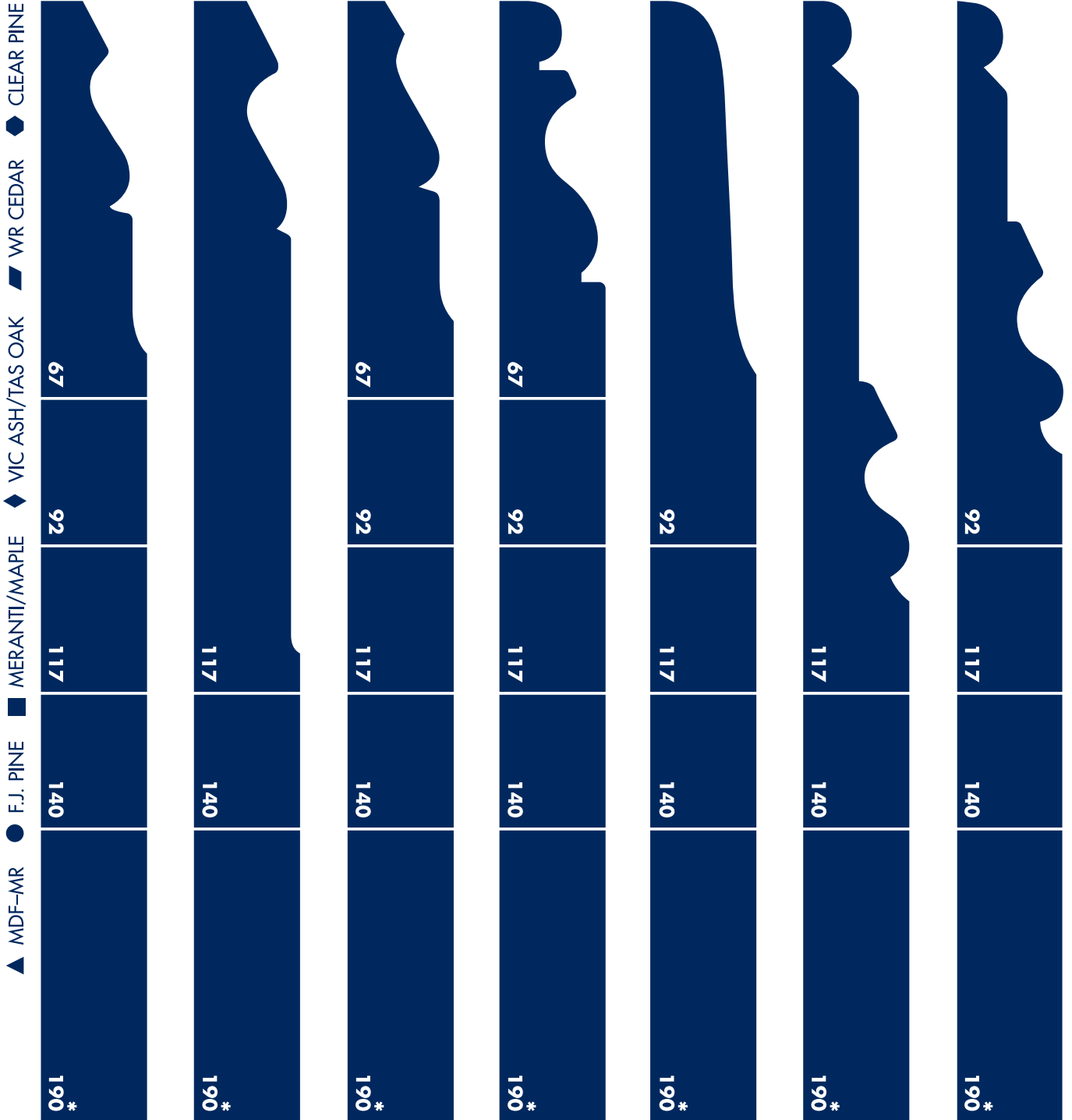
SK 88

SK 89

SK 90

SK 91

SK 92



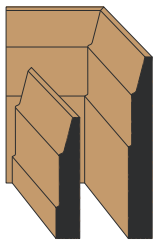
SKIRTING & ARCHITRAVES
SK 92 - SK 86
18 mm THICK

All profiles are full scale 18mm thick by widths shown *Also available in 240mm and 290mm wide
Profiles marked with symbols are stocked in this material (eg. ▲ MDF) - more details refer to page 3 Materials & Lengths available

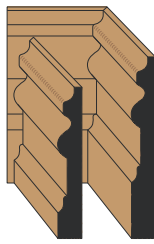
SKIRTING & ARCHITRAVES

SK 93 - SK 99

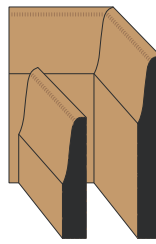
18 mm THICK



SK 93



SK 94



SK 95



SK 96



SK 97



SK 98



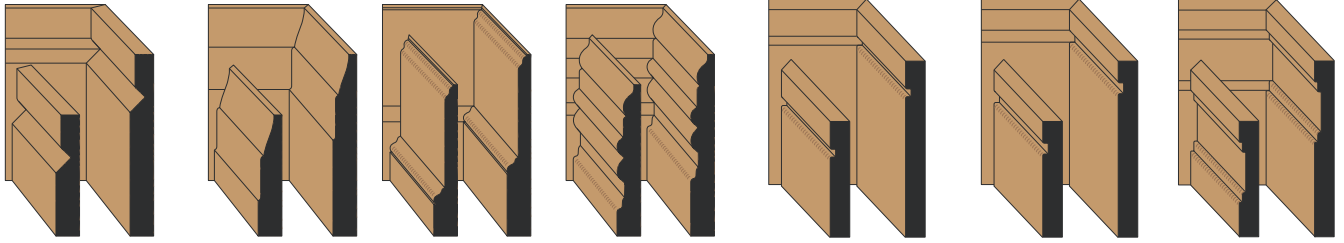
SK 99



- ▲ MDF-MR
- F.J. PINE
- MERANTI/MAPLE
- ◆ VIC ASH/TAS OAK
- ▣ WR CEDAR
- ◆ CLEAR PINE

All profiles are full scale 18mm thick by widths shown *Also available in 240mm and 290mm wide

Profiles marked with symbols are stocked in this material (eg. ▲ MDF) - more details refer to page 3 Materials & Lengths available



SK100

SK300


SK301

SK302

SK342

SK384

SK392



SKIRTING & ARCHITRAVES

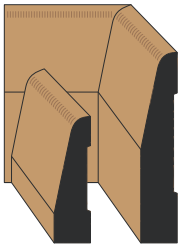
SK100 - SK392

18mm THICK

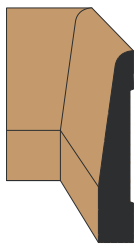
All profiles are full scale 18mm thick by widths shown *Also available in 240mm and 290mm wide
 Profiles marked with symbols are stocked in this material (eg. ▲ MDF) - more details refer to page 3 Materials & Lengths available

intrim™ ARCHITECTURAL MOULDINGS & PROFILES


SKIRTING & ARCHITRAVES



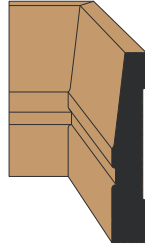
SK101



SK102



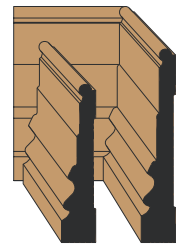
SK103



SK104



SK105A



SK105B



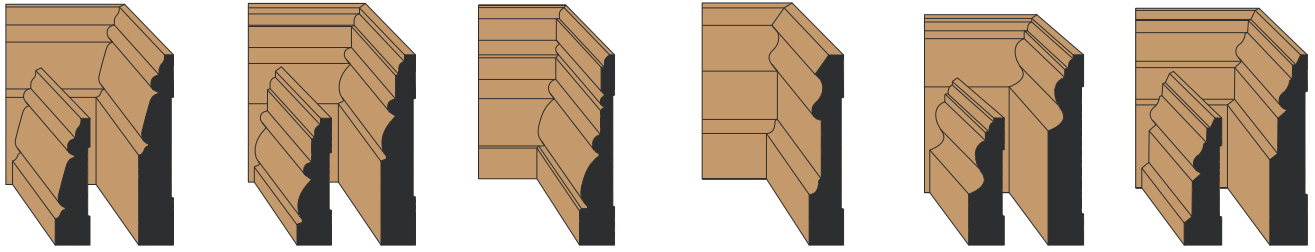
- ▲ MDF-MR
- F.J. PINE
- MERANTI/MAPLE
- ◆ VIC ASH/TAS OAK
- ▤ WR CEDAR
- ◆ CLEAR PINE

SK101 - SK105

25mm THICK

All profiles are full scale 25mm thick by widths shown *Also available in 240mm and 290mm wide

Profiles marked with symbols are stocked in this material (eg. ▲ MDF) - more details refer to page 3 Materials & Lengths available



SK106


SK107

SK108

SK109

SK110

SK111



SKIRTING & ARCHITRAVES

111K - SK10K

25 mm THICK

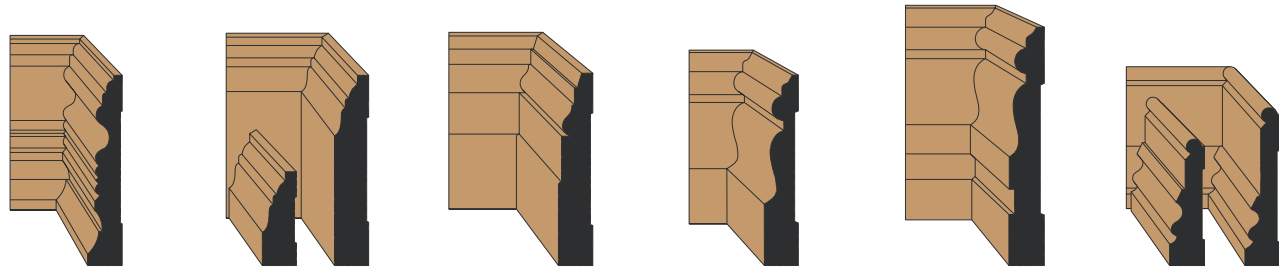
All profiles are full scale 25mm thick by widths shown *Also available in 240mm and 290mm wide
 Profiles marked with symbols are stocked in this material (eg. ▲ MDF) - more details refer to page 3 Materials & Lengths available

intrim™ ARCHITECTURAL MOULDINGS & PROFILES

SKIRTING & ARCHITRAVES

SK112 - SK117

25mm THICK



SK112

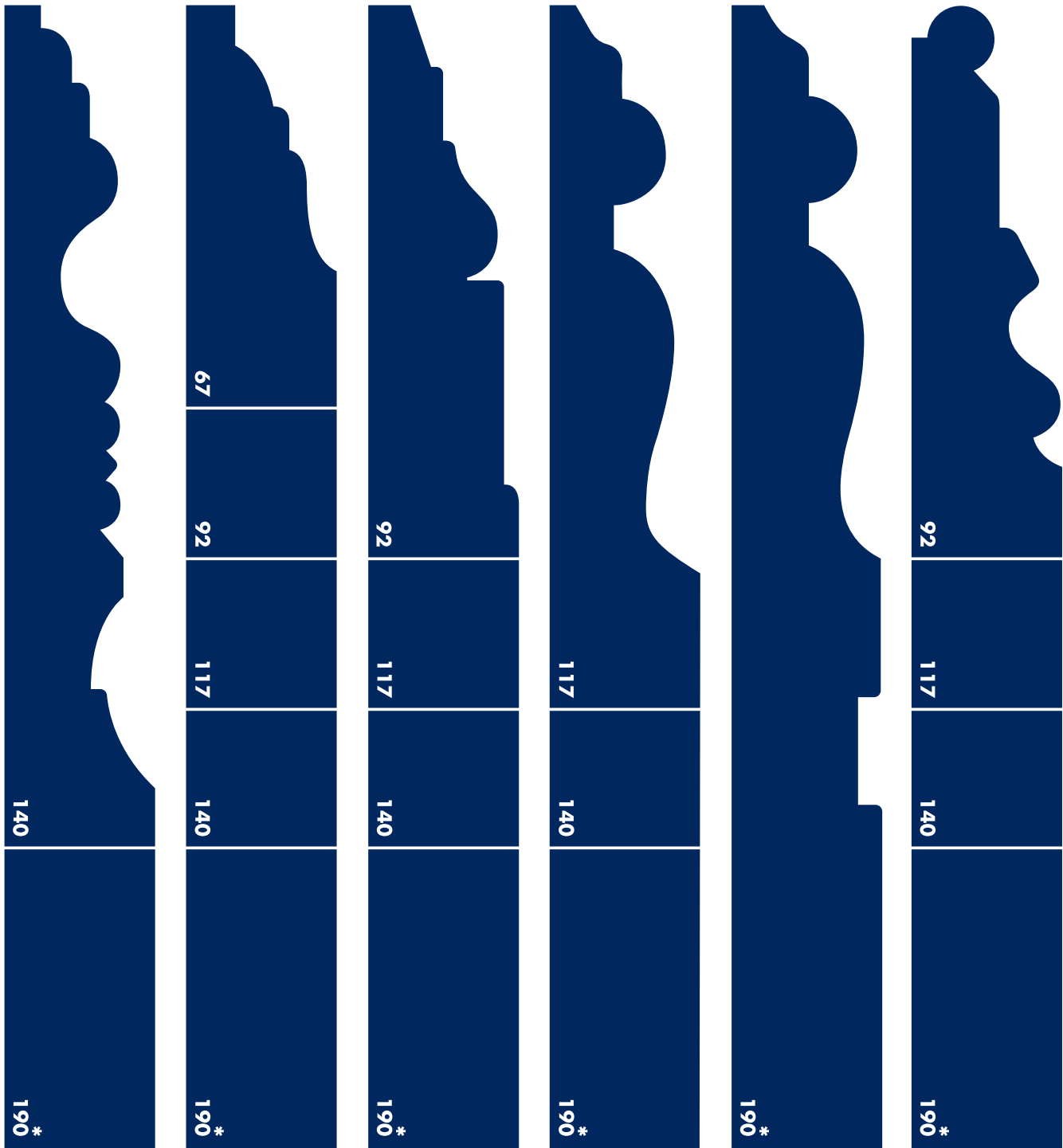
SK113

SK114

SK115

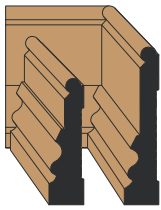
SK116

SK117A




▲ MDF-MR ● F.J. PINE ■ MERANTI/MAPLE ◆ VIC ASH/TAS OAK ▣ WR CEDAR ● CLEAR PINE

All profiles are full scale 25mm thick by widths shown *Also available in 240mm and 290mm wide
 Profiles marked with symbols are stocked in this material (eg. ▲ MDF) - more details refer to page 3 Materials & Lengths available



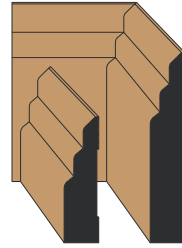
SK117B



SK117C




SK118



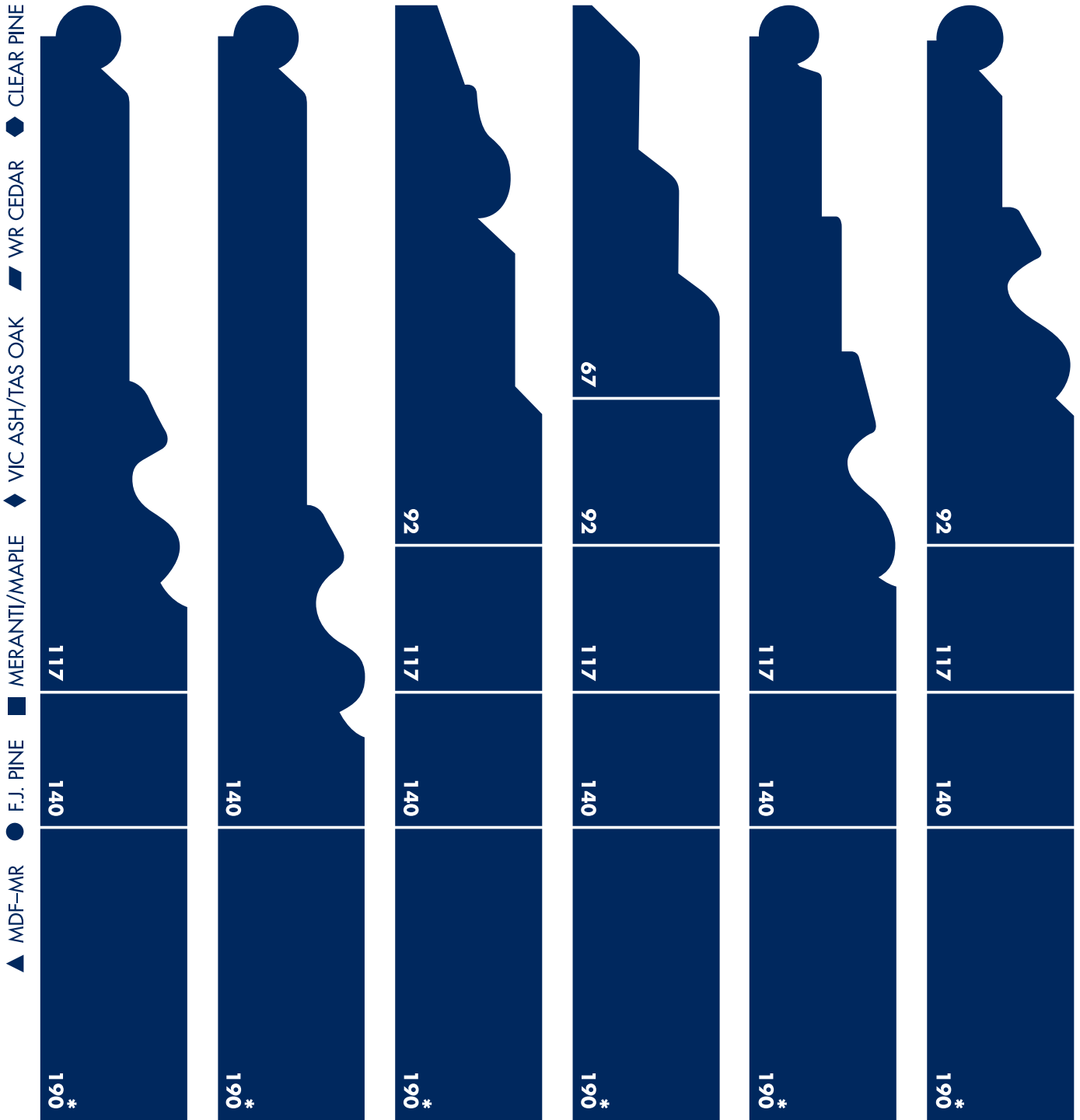
SK119



SK120



SK121



SKIRTING & ARCHITRAVES SK121 - SK117 25mm THICK

All profiles are full scale 25mm thick by widths shown *Also available in 240mm and 290mm wide
 Profiles marked with symbols are stocked in this material (eg. ▲ MDF) - more details refer to page 3 Materials & Lengths available

intrim™ ARCHITECTURAL MOULDINGS & PROFILES

SKIRTING & ARCHITRAVES

SK122 - SK540

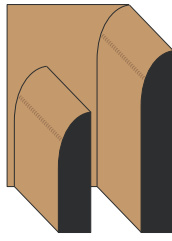
25mm THICK



SK122



SK123



SK501



SK502



SK540



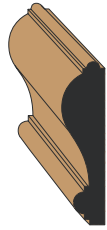
- ▲ MDF-MR
- F.J. PINE
- MERANTI/MAPLE
- ◆ VIC ASH/TAS OAK
- ▤ WR CEDAR
- ◆ CLEAR PINE

All profiles are full scale 25mm thick by widths shown *Also available in 240mm and 290mm wide

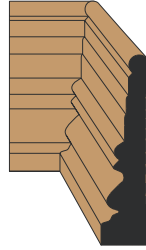
Profiles marked with symbols are stocked in this material (eg. ▲ MDF) - more details refer to page 3 Materials & Lengths available



SK140



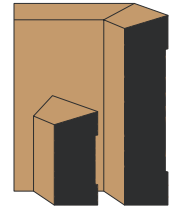
SK141




SK142



SK143



SK144

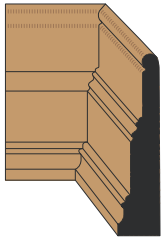


All profiles are full scale 32mm thick by widths shown *Also available in 240mm and 290mm wide
 Profiles marked with symbols are stocked in this material (eg. ▲ MDF) - more details refer to page 3 Materials & Lengths available


SKIRTING & ARCHITRAVES

SK145 - SK166

32mm THICK



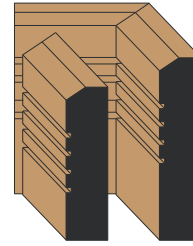
SK145



SK146



SK162



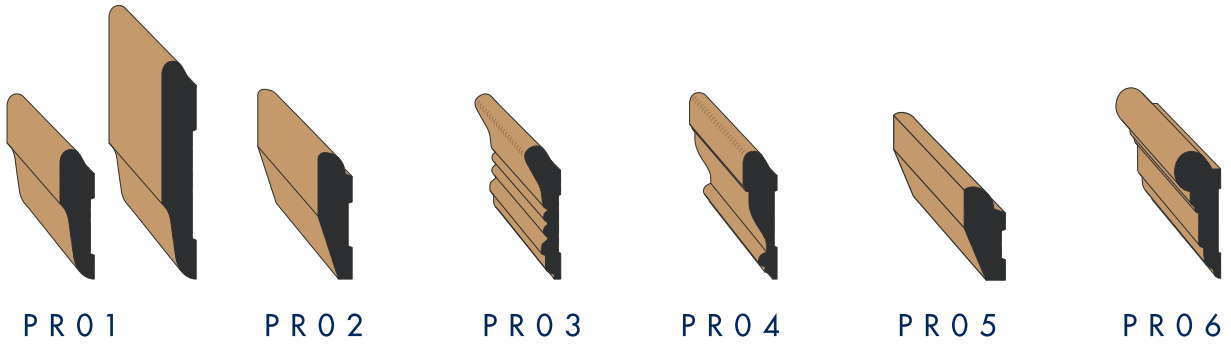
SK166



- ▲ MDF-MR
- F.J. PINE
- MERANTI/MAPLE
- ◆ VIC ASH/TAS OAK
- ▤ WR CEDAR
- ◆ CLEAR PINE

All profiles are full scale 32mm thick by widths shown *Also available in 240mm and 290mm wide

Profiles marked with symbols are stocked in this material (eg. ▲ MDF) - more details refer to page 3 Materials & Lengths available



PR 01


PR 02

PR 03

PR 04

PR 05

PR 06



PR 07

PR 08

PR 09

PR 11

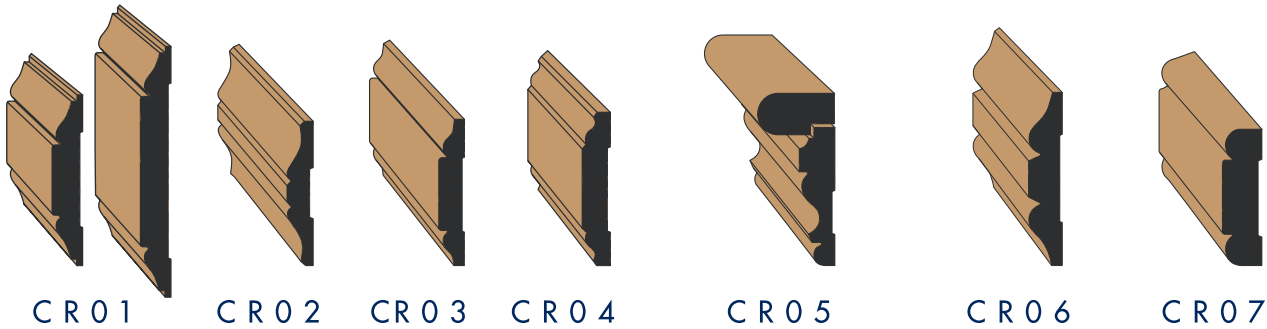
PR 22



18 mm - 25 mm THICK PR01 - PR22 PICTURE RAILS

All profiles are full scale. Profiles marked * are available in widths from 67 up to 240mm upon request. Profiles marked with symbols are stocked in this material (eg. ▲ MDF) - more details refer to page 3 Materials & Lengths available

CHAIR & DADO RAILS
CR01 - CR12
12mm - 18mm THICK



CR01

CR02


CR03

CR04

CR05

CR06

CR07



CR08

CR09

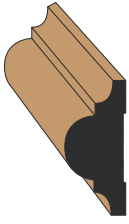
CR10

CR11

CR12

▲ MDF-MR ● F.J. PINE ■ MERANTI/MAPLE ◆ VIC ASH/TAS OAK ▣ WR CEDAR ● CLEAR PINE

All profiles are full scale. Profiles marked * are available in widths from 67 up to 240mm upon request. Profiles marked with symbols are stocked in this material (eg. ▲ MDF) - more details refer to page 3 Materials & Lengths available



CR13



CR14



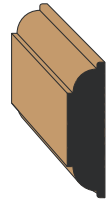
CR15



CR16



CR17



CR18

▲ MDF-MR ● F.J. PINE ■ MERANTI/MAPLE ◆ VIC ASH/TAS OAK ▽ WR CEDAR ◆ CLEAR PINE



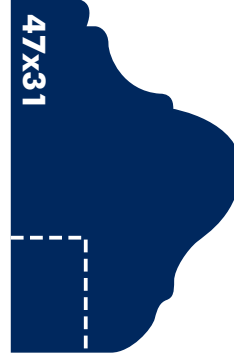
67x32



67x25



42x15




47x31



*



*



CR19



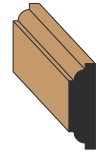
CR20



CR22



CR25



CR38



40x32



80x41



68x21



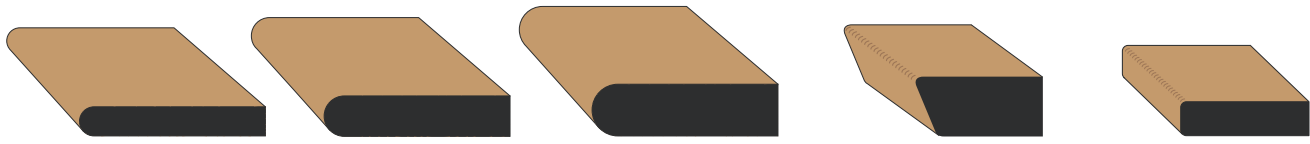
*



*

12 mm - 32 mm THICK CR13 - CR38 CHAIR & DADO RAILS

All profiles are full scale. Profiles marked * are available in widths from 67 up to 240mm upon request. Profiles marked with symbols are stocked in this material (eg. ▲ MDF) - more details refer to page 3 Materials & Lengths available



BULLNOSE/NOSING & SILL
SN01 - SN05
12mm - 32mm THICK

SN01
18mm



SN02
25mm



SN03
32mm



SN04
32mm



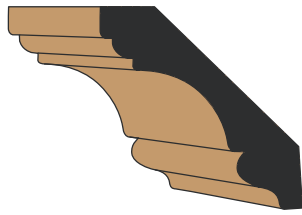
SN05
18mm



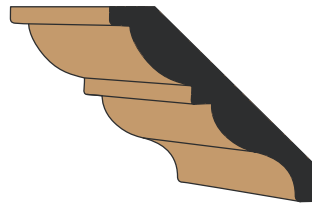
- ▲ MDF-MR
- F.J. PINE
- MERANTI/MAPLE
- ◆ VIC ASH/TAS OAK
- ▤ WR CEDAR
- ◆ CLEAR PINE

All profiles are full scale by widths shown *Also available in 240mm and 290mm wide

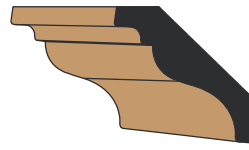
Profiles marked with symbols are stocked in this material (eg. ▲ MDF) - more details refer to page 3 Materials & Lengths available



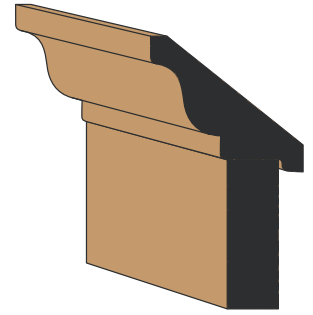
CM01



CM02



CM03A



CROWN MOULD
CM04

▲ MDF-MR ● F.J. PINE ■ MERANTI/MAPLE ◆ VIC ASH/TAS OAK ▮ WR CEDAR ● CLEAR PINE



113x25



113x18



79x18

CM03B



89x18



85x24

18 mm - 25 mm THICK CM01 - CM04 CROWN/CORNICE MOULDS

All profiles are full scale as sizes shown

Profiles marked with symbols are stocked in this material (eg. ▲ MDF) - more details refer to page 3 Materials & Lengths available

PANELING/LINING BOARDS

LB 01 - LB 03

12mm THICK



LB 01



LB 02



LB 03



12 x 190mm



12 x 140mm



12 x 92mm



12 x 190mm



12 x 140mm



12 x 92mm



12 x 190mm



12 x 140mm























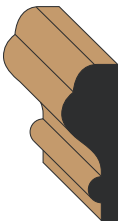
12 x 92mm

- ▲ MDF-MR
- F.J. PINE
- MERANTI/MAPLE
- ◆ VIC ASH/TAS OAK
- ▤ WR CEDAR
- ◆ CLEAR PINE

All profiles are full scale 12mm thick widths shown. Also available 18mm thick by width shown.

Profiles marked with symbols are stocked in this material (eg. ▲ MDF) - more details refer to page 3 Materials & Lengths available

▲ MDF-MR ● F.J. PINE ■ MERANTI/MAPLE ◆ VIC ASH/TAS OAK ▽ WR CEDAR ◆ CLEAR PINE

						
IN01	IN02	IN03	IN04	IN12	IN13	IN14
						
IN15	IN16	IN17	IN19	IN21	IN22	IN23
42x12	31x15	23x9	42x20	35x14	45x17	42x15
						
IN15	IN16	IN17	IN19	IN21	IN22	IN23
42x12	31x15	23x9	42x20	35x14	45x17	42x15

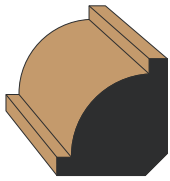
INLAY/PANEL MOULDINGS

IN01 - IN23


All profiles are full scale as sizes shown

Profiles marked with symbols are stocked in this material (eg. ▲ MDF) - more details refer to page 3 Materials & Lengths available

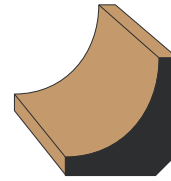
OVOLO / QUAD / SCOTIA



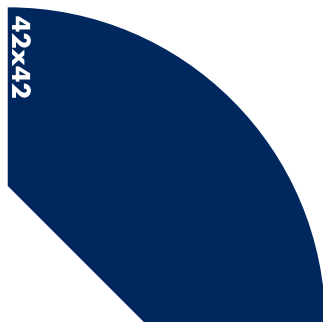

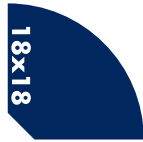
OVOLO



QUAD



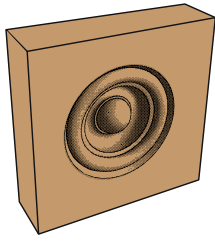
SCOTIA



- ▲ MDF-MR
- F.J. PINE
- MERANTI/MAPLE
- ◆ VIC ASH/TAS OAK
- ▮ WR CEDAR
- ◆ CLEAR PINE

All profiles are full scale as sizes shown

Profiles marked with symbols are stocked in this material (eg. ▲ MDF) - more details refer to page 3 Materials & Lengths available



ROSETTE

SIZES AVAILABLE:

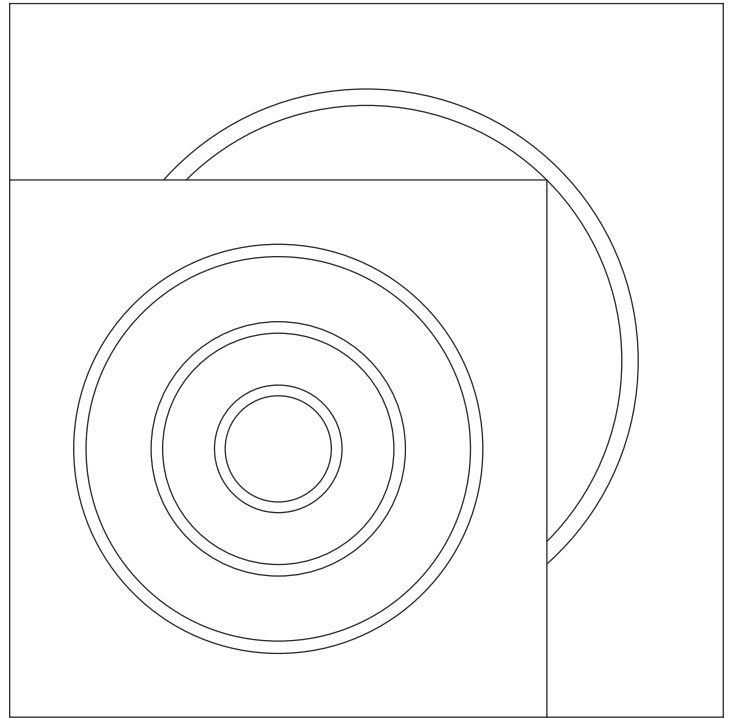

71x71

94x94

121x121


144x144

LARGER SIZES
AVAILABLE ON
REQUEST



ROSETTE / CORNER BLOCKS

▲ MDF-MR ● F.J. PINE ■ MERANTI/MAPLE ◆ VIC ASH/TAS OAK ▽ WR CEDAR ◆ CLEAR PINE



PYRAMID

SIZES AVAILABLE:

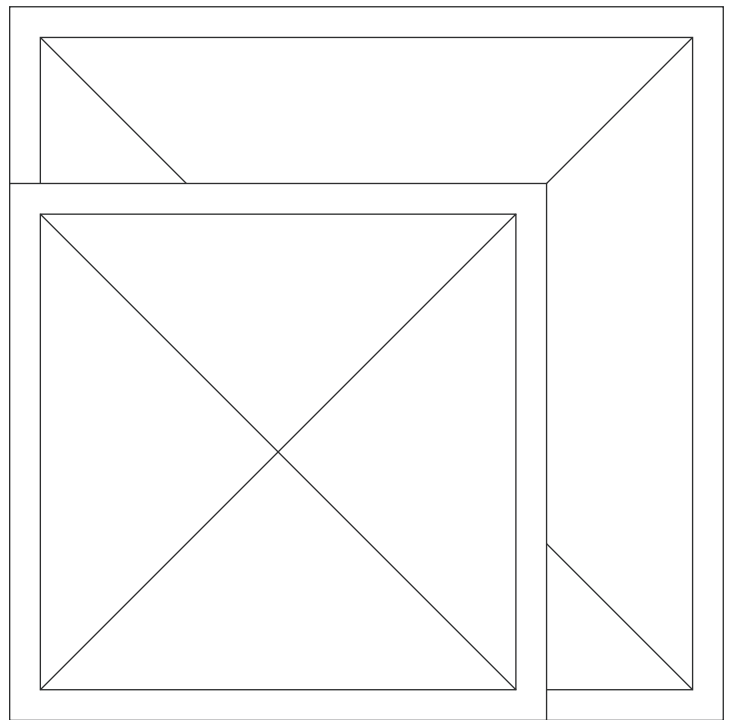

71x71

94x94

121x121


144x144

LARGER SIZES
AVAILABLE ON
REQUEST




Profiles marked with symbols are stocked in this material (eg. ▲ MDF) - more details refer to page 3 Materials & Lengths available


DOWNEL/HANDRAILS




DOW 75
75 m m Ø




DOW 64
64 m m Ø




DOW 50
50 m m Ø




DOW 50 - 48
50 m m Ø - 19 m m FLAT



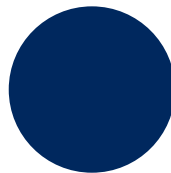
DOW 50 - 44
50 m m Ø - 32 m m FLAT



DOW 30
30 m m Ø



DOW 25
25 m m Ø



DOW 22
22 m m Ø



DOW 19
19 m m Ø




DOW 16
16 m m Ø

▲ MDF-MR ● F.J. PINE ■ MERANTI/MAPLE ◆ VIC ASH/TAS OAK ▣ WR CEDAR ● CLEAR PINE

All profiles are full scale as sizes shown

Profiles marked with symbols are stocked in this material (eg. ▲ MDF) - more details refer to page 3 Materials & Lengths available


- ▲ MDF-MR
- F.J. PINE
- MERANTI/MAPLE
- ◆ VIC ASH/TAS OAK
- ▀ WR CEDAR
- ◆ CLEAR PINE




DOW 60
60 mm Ø




DOW 60 - 42
60 mm Ø - 53 mm FLAT



DOW 44
44 mm Ø



DOW 40
40 mm Ø



DOW 35
35 mm Ø



DOW 12.5
12.5 mm Ø



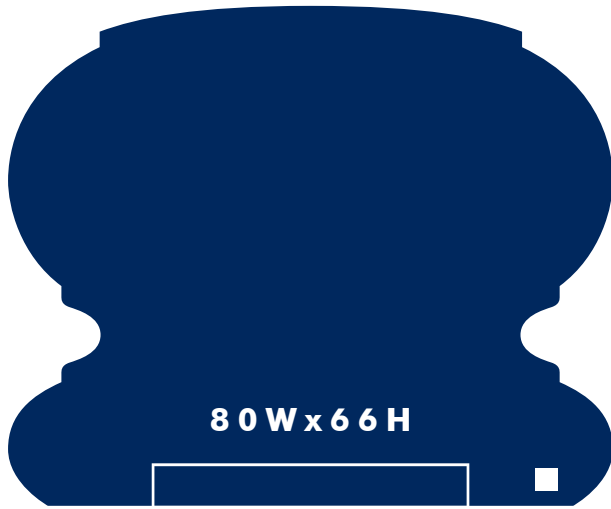
DOW 9.5
9.5 mm Ø

All profiles are full scale as sizes shown

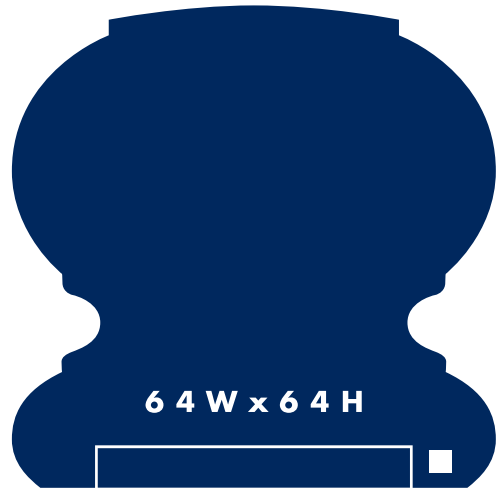
Profiles marked with symbols are stocked in this material (eg. ▲ MDF) - more details refer to page 3 Materials & Lengths available

HANDRAILS & INFILL MOULD

IHR01 - IHR07



IHR01



IHR02



IHR03



IHR04



IHR07



INF422
42 x 12 m m



INF428
42 x 8 m m

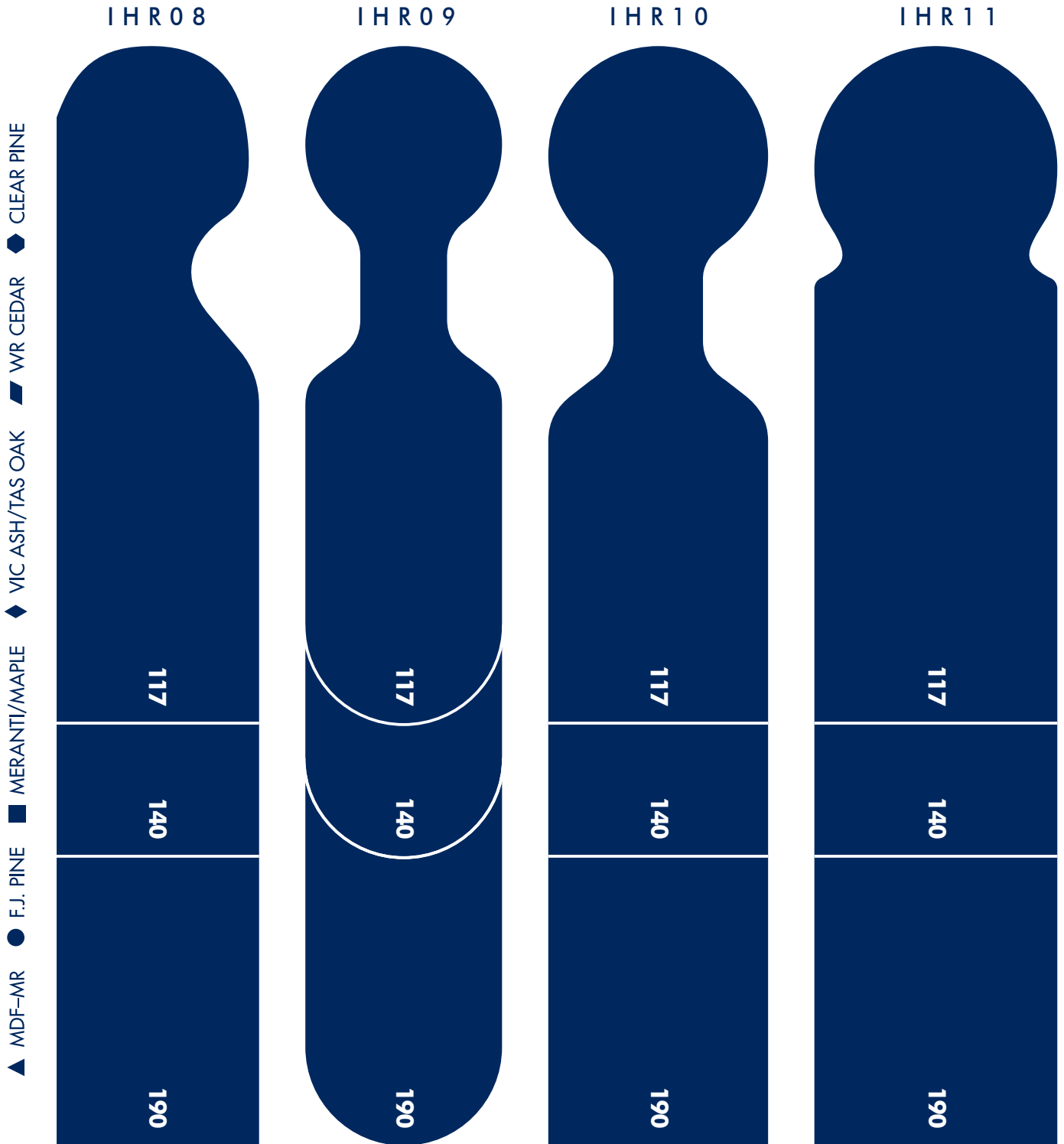


INF198
19 x 8 m m

▲ MDF-MR ● F.J. PINE ■ MERANTI/MAPLE ◆ VIC ASH/TAS OAK ▮ WR CEDAR ● CLEAR PINE

All profiles are full scale as sizes shown

Profiles marked with symbols are stocked in this material (eg. ▲ MDF) - more details refer to page 3 Materials & Lengths available



All profiles on this page can be manufactured with a square or round bottom

All profiles are full scale as sizes shown

Profiles marked with symbols are stocked in this material (eg. ▲ MDF) - more details refer to page 3 Materials & Lengths available

HANDRAILS

IHR12

145H x 42W

IHR13

190H x 44W

IHR14

190H x 42W

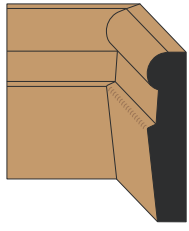
secret fixing method

- ▲ MDF-MR
- F.J. PINE
- MERANTI/MAPLE
- ◆ VIC ASH/TAS OAK
- ▤ WR CEDAR
- ◆ CLEAR PINE

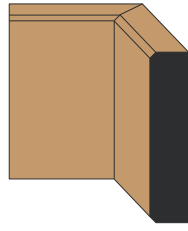
IHR12 - IHR14

All profiles are full scale as sizes shown

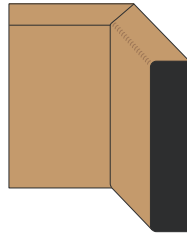
Profiles marked with symbols are stocked in this material (eg. ▲ MDF) - more details refer to page 3 Materials & Lengths available



BR01


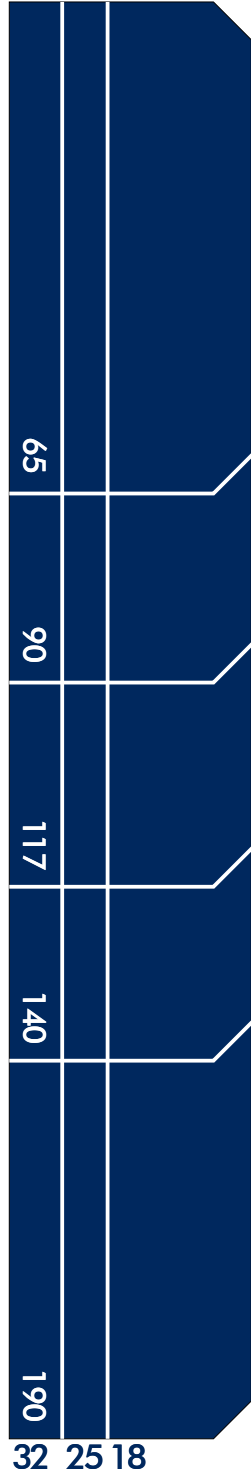



BR02



BR03

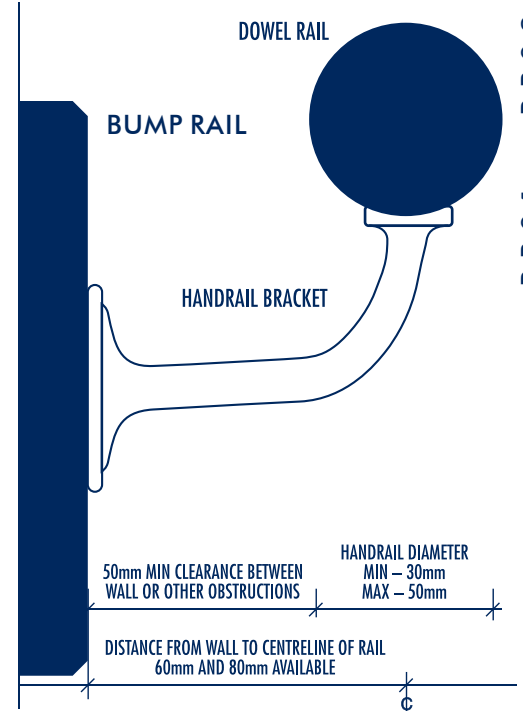
▲ MDF-MR ● F.J. PINE ■ MERANTI/MAPLE ◆ VIC ASH/TAS OAK ▽ WR CEDAR ◆ CLEAR PINE



HANDRAIL BRACKETS AVAILABLE IN:

- GOLD
 - SATIN
 - CHROME
 - STAINLESS STEEL
 - FLORENTINE BRONZE
- (SEE HANDRAIL BRACKET BROCHURE)

TYPICAL SECTION DOWEL HANDRAIL ASSEMBLY



BUMP RAILS

BR01 - BR03

All profiles are full scale as sizes shown

Profiles marked with symbols are stocked in this material (eg. ▲ MDF) - more details refer to page 3 Materials & Lengths available

STAIRTREADS

ST 0 1



ST 0 2



ST 0 3



ST 0 4



- ▲ MDF-MR
- F.J. PINE
- MERANTI/MAPLE
- ◆ VIC ASH/TAS OAK
- ▤ WR CEDAR
- ◆ CLEAR PINE

ST 0 1 - ST 0 4

All stairtread profiles are 50% of actual size

Profiles marked with symbols are stocked in this material (eg. ▲ MDF) - more details refer to page 3 Materials & Lengths available



intrim[™]
MOULDINGS

Hamilton Island Resort
Hamilton Island, QLD

intrim™

MOULDINGS

- Architraves
- Corner Blocks
- Skirtings
- Chair Rails
- Dado Rails
- Picture Rails
- Nosing & Sills
- Stair Treads
- Rosettes
- Hand Rails
- Cornices
- Panelling
- Arches & Curves
- Custom Profiles to detail



Architectural Products of Distinction

Est. 21 years

P 02 4677 2234

F 02 4677 3890

E intrim@tmpgroup.com.au

W www.tmpgroup.com.au

www.intrimmouldings.com.au